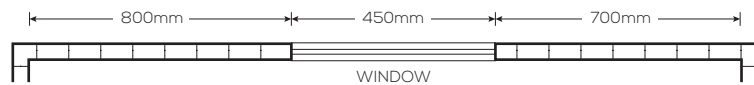


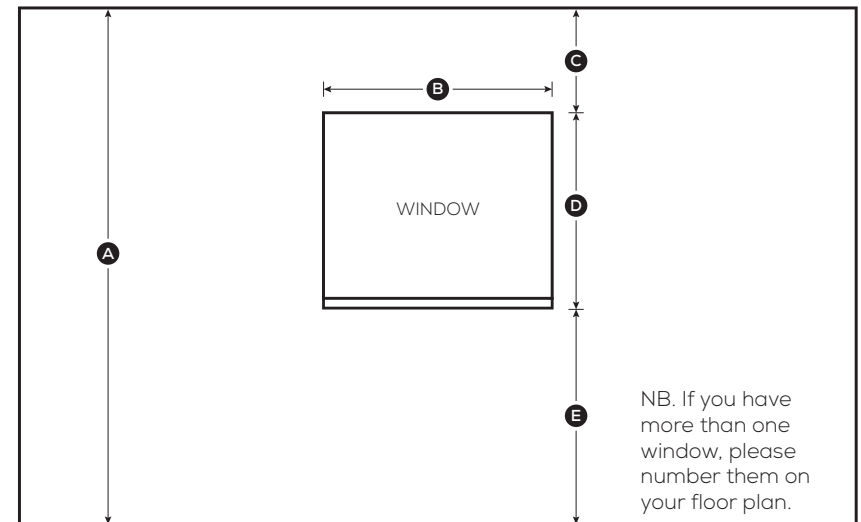
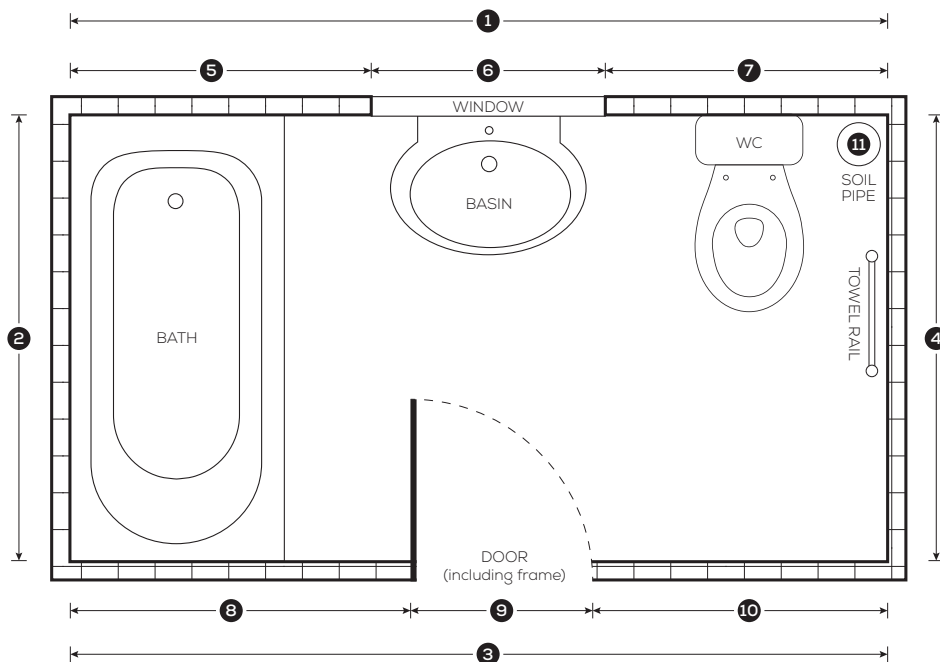
HOW TO MEASURE YOUR BATHROOM

- Measure width of all walls (1 -4).

- Measure distance of doors and windows off the walls and the aperture of door (including frame) and window(s) (5-10). eg.



- Measure the position of the soil pipe (11).



- Measure height of room (A)
- Measure width of window (B)
- Measure height of the window, including the ledge (C)
- Measure height from top of window to ceiling (D)
- Measure bottom of window ledge to floor (E)

Please send your floorplan and measurements to showroom@townsbathrooms.co.uk.

Before any sale is done that we will come out to double check the room dimensions to confirm that the design works.